

## Communication between trucker and Transtainer's operator (RTG)

Here is how to communicate the location of your container in the stack with the Transtainer's operator:

1 - Find your container in the stack.

2 - Use the numbered signs (Pictures 1.1 and 1.2) on the Transtainer, to tell the Transtainer's operator where your container is in the stack.

3 - Use the code, to tell the Transtainer's operator the height of your container in the stack.



Picture 1.1





Picture 1.2

## Communication between trucker and Transtainer's operator (RTG)











Please use the numbered signs (1 to 6) on the Transtainers to indicate to the Transtainer's operator the stack where your container is located. Do not count the space blanks. Count only the existing stacks. Stack # 1 is on the side of the truck.

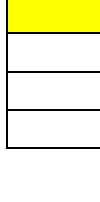







Examples :

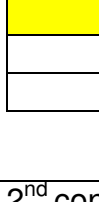







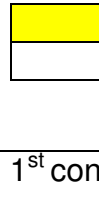


## Communication between trucker and Transtainer's operator (RTG)

The following codes are only to indicate the height in the stack.

5 <sup>th</sup> container 	Head 
4 <sup>th</sup> container 	Shoulder 
3 <sup>rd</sup> container 	Waist 
2 <sup>nd</sup> container 	Knee 
1 <sup>st</sup> container 	Ground 

4 <sup>th</sup> container 	Head 
3 <sup>rd</sup> container 	Shoulder 
2 <sup>nd</sup> container 	Knee 
1 <sup>st</sup> container 	Ground 

3 <sup>rd</sup> container 	Head 
2 <sup>nd</sup> container 	Waist 
1 <sup>st</sup> container 	Ground 

2 <sup>nd</sup> container 	Head 
1 <sup>st</sup> container 	Ground 