
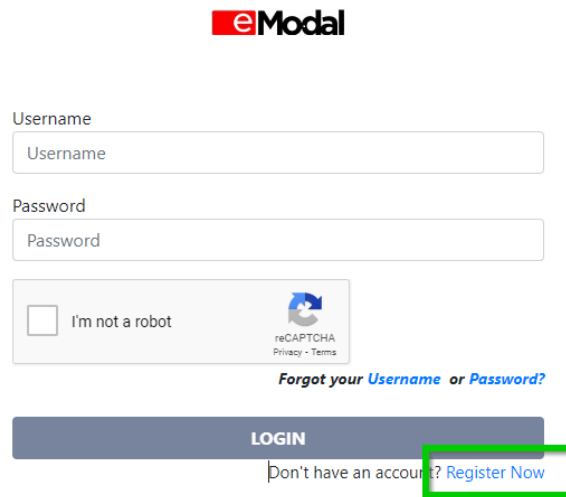


How to Register a New Company

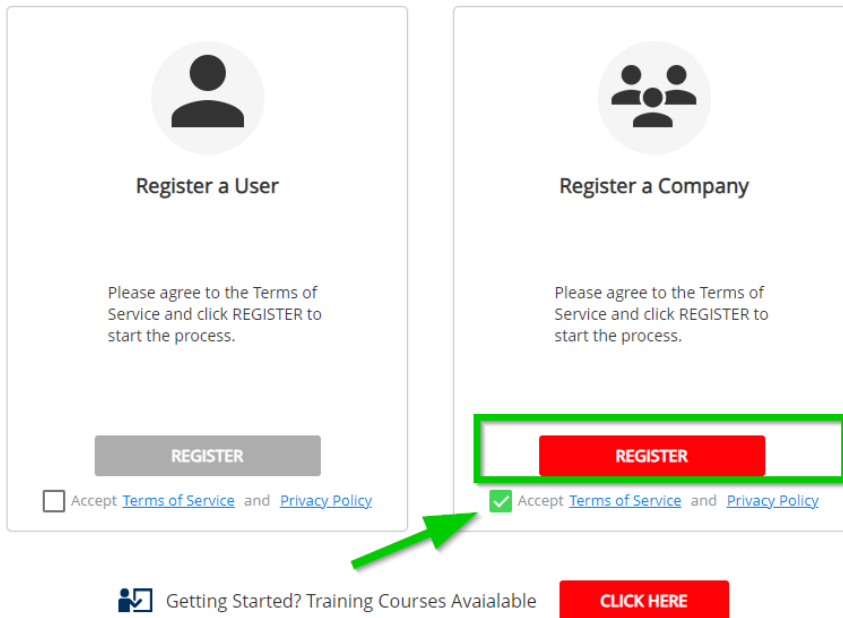
Step 1: Navigate to www.eModal.com and select the eModal Login link from the homepage.



Step 2:

The image shows the eModal login page. At the top center is the eModal logo. Below it are two input fields: "Username" and "Password". Under the "Password" field is a reCAPTCHA widget with the text "I'm not a robot" and a checkbox. To the right of the reCAPTCHA is a link for "Privacy - Terms". Below the reCAPTCHA is a link that says "Forgot your Username or Password?". At the bottom, there is a dark grey "LOGIN" button. To the right of the "LOGIN" button is a link that says "Don't have an account? Register Now" (the "Register Now" text is highlighted with a green box).

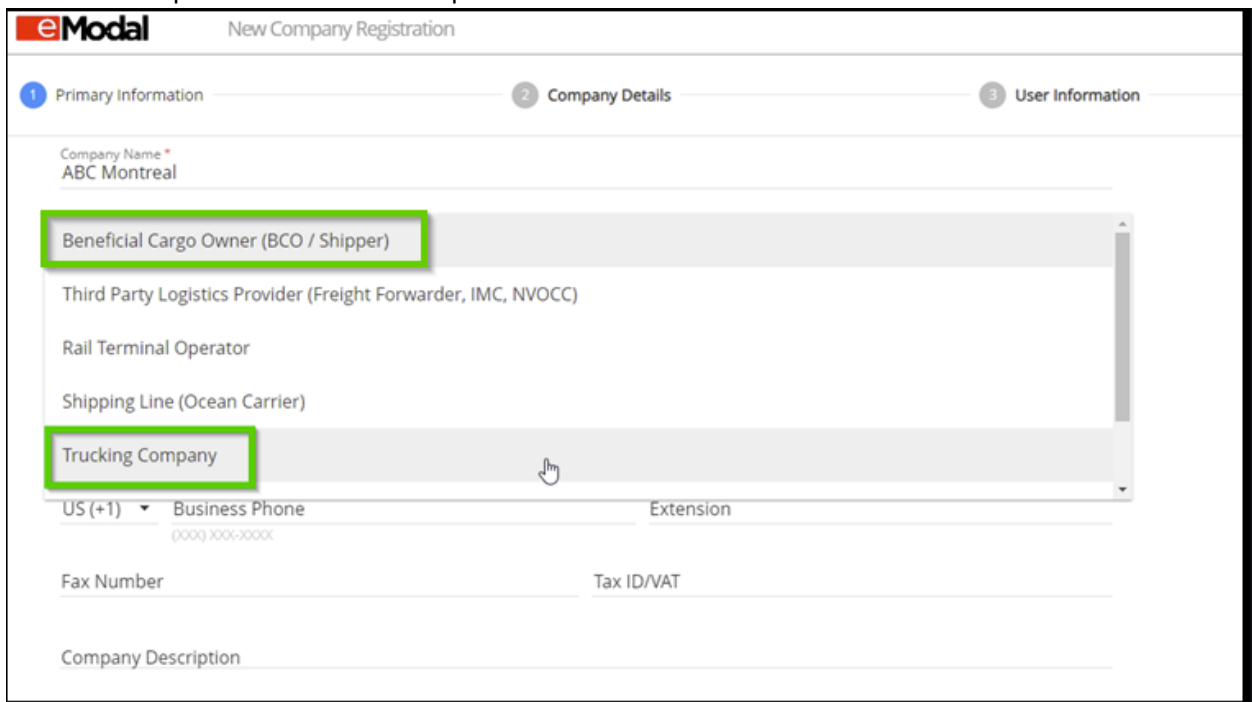
Step 3: Select the option to Register a Company.



The image shows two registration options side-by-side. The left option is 'Register a User' with a single person icon. The right option is 'Register a Company' with a group of three people icon. Both options include the text 'Please agree to the Terms of Service and click REGISTER to start the process.' Below each option is a 'REGISTER' button. The 'REGISTER' button for 'Register a Company' is highlighted with a red box, and a green arrow points to it from the left. Below the 'REGISTER' buttons, there are checkboxes for 'Accept Terms of Service and Privacy Policy'. The checkbox for 'Register a Company' is checked with a green checkmark. At the bottom, there is a link 'Getting Started? Training Courses Available' with a 'CLICK HERE' button.

[Terms of Service](#) | [Privacy Policy](#) | [Cookie Policy](#)

Step 4: Enter required information *. Select **Trucking Company** if your company has a US DOT Permit No. IF NOT you can select **Beneficial Cargo Owner**. This option does not matter. Click CONTINUE to proceed to the next step.



The image shows a screenshot of the 'New Company Registration' form on the eModal website. The form is divided into three steps: 1. Primary Information, 2. Company Details, and 3. User Information. The 'Company Name' field is filled with 'ABC Montreal'. Below this is a dropdown menu for 'Beneficial Cargo Owner (BCO / Shipper)'. The dropdown menu is open, showing several options: 'Beneficial Cargo Owner (BCO / Shipper)', 'Third Party Logistics Provider (Freight Forwarder, IMC, NVOCC)', 'Rail Terminal Operator', 'Shipping Line (Ocean Carrier)', and 'Trucking Company'. The 'Trucking Company' option is highlighted with a green box. Below the dropdown menu are fields for 'Business Phone' (with a dropdown for '+1'), 'Extension', 'Fax Number', and 'Tax ID/VAT'. At the bottom, there is a 'Company Description' field.

Step 5: Enter the Port Authority – Port of Montreal and click CONTINUE to proceed to the next step.

eModal New Company Registration

1 Primary Information 2 Company Details 3 User Information 4 Registration Summary

- Port Of Montreal
 - Maisonneuve / Viau Terminals
- Port of New Orleans
 - New Orleans Terminal
 - Ports America Terminal
- Port of Oakland
 - ConGlobal Industries

Step 6: Enter the required account information details and click CONTINUE to proceed to the next step.

eModal New Company Registration

1 Primary Information 2 Company Details 3 User Information 4 Registration Summary

First name * Name
Last name * Test

Phone * CA (+1) (514) 555-5555 Extension
(999) 999-XXXX

Username * NameTest@test.com

Password *
Password must be at least 8 characters and must contain a lower case letter, an uppercase letter and a number.

Confirm Password *

Tell Us What You Do *

- Beneficial Cargo Owner (BCO / Shipper)
- Dispatcher
- Intermodal equipment provider
- Marine terminal operator
- Port Authority
- Driver
- Integration Partner/EDS VAR

Account Recovery Information *

Email * Recovery@test.com

BACK CANCEL **CONTINUE**

Step 7: The user is prompted to review the Registration Summary and has the opportunity to go BACK if any mistakes are noticed. If the registration looks good, select COMPLETE REGISTRATION to submit for eModal review and approval. **Shouldn't take more than 48 hours to be approved.**

eModal New Company Registration

1 Primary Information 2 Company Details 3 User Information 4 Registration Summary

Registration Summary

Primary Information

| | |
|---------------------|----------------------------|
| Company Name | SHEPERD TRANSPORTATION LLC |
| Company Type | Motor Carrier |
| Address 1 | 1831 S MAIN ST |
| Address 2 | |
| City | BLACKWELL |
| Country | United States |
| State | Oklahoma |
| ZIP Code | 74631 |
| Business Phone | (580) 363-4280 |
| Fax Number | |
| TaxID No | |
| Company Description | SHEPERD TRANSPORTATION LLC |

Company Details

| | |
|------------------------------|---|
| SCAC Code | shpa |
| US DOT Permit No | 230207 |
| Motor Carrier Permit No | 333324 |
| Calling Ports Administration | Crowley Maritime (JAX); SSA Atlantic; TraPac LLC - Jacksonville |

User Information

| | |
|------------|---------|
| First name | Heather |
|------------|---------|

BACK CANCEL **COMPLETE REGISTRATION**