	<b>Safety Rules Summary – Trucking – Termont Montreal Training Document 2024</b>		
	<b>SOPHSE- 055</b>	<b>Revision 001</b>	<b>Page 1 of 10</b>
<b>Revision N°</b>	<b>Revision date</b>	<b>Description of changes</b>	
001	August 2024	<ul style="list-style-type: none"> <li>• First Version</li> </ul>	

## 1. Objective

The purpose of this document is to oversee truckers visiting the Port of Montreal (POM) to properly control the health & safety of all stakeholders during their stay on Termont terminals.

## 2. ROLES AND RESPONSIBILITIES

### 2.1 Transport compagnies

As of October 18<sup>th</sup>, 2024, transportation companies deploying drivers to Termont terminals must have acknowledged in writing the safety rules set out in this document.

Transportation companies are responsible to communicate and train all truckers and new hires on Termont's safety rules.

### 2.2 Truckers

Truckers must read this document and sign the acknowledgement document provided by their employer.

At the Termont terminals, truckers must read the summary of the rules and certify their understanding via their port access card upon arrival.

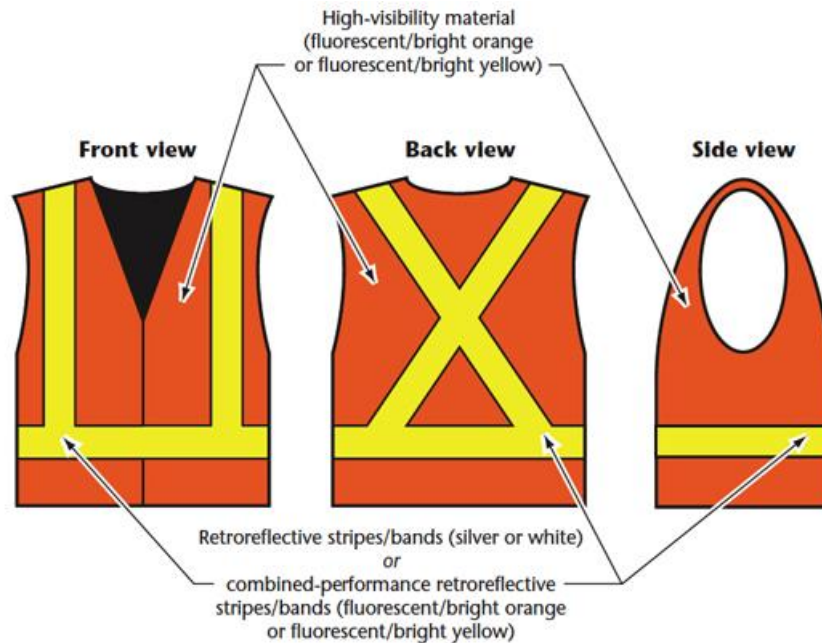
## 3. PPE (Personnal Protective Equipment)

At all times, upon exiting their truck, both in stage 2 and 3 and on terminal premises, truckers must wear the required PPE.

- High visibility clothing (level 2) (suspenders are class 1 and are prohibited);
- Steel-toed boots.
- Safety helmet; type 2 recommended.

PPE must be in good condition, visible and CSA certified.

Note: Wearing long pants is mandatory.



#### **4. TRAFFIC RULES**

Safe and careful driving is mandatory on the terminals, the Highway Safety Code always applies.

Respect the speed limit of 20km/hr;

Respect the established traffic directions; see below.

Respect intersections; it is forbidden to cross the container blocks and container stacking areas.

Stay attentive to the audible and visual warnings of the production equipment (white noises during RTG movements, backup alarms for all equipment, blue light and flag on whip for Front loaders / stackers, etc.).

Respect all traffic signs.

Respect the pedestrian walkways, a complete stop before proceeding is mandatory.

Favor the East and West extremities of the terminal to make a U-turn.

Always wear your seat belt.

Do not use a cell phone or use any distractions.

All container handling machinery on the terminals (Transtainers, Front loaders / stackers) have priority

## 5. SAFETY RULES SPECIFIC TO TRUCK DRIVERS

Specific safety rules can be found in the trucker's guide available from the Termont security service, on our website or in pdf from your transport company.

A summary of these rules can be found at the trucking booth kiosks (see appendix).



### Règles de Sécurité Terminal 52 et 68 - Camionneurs Safety Rules Terminal 52 and 68

**Tout défaut du respect de ces règles de sécurité vous expose à des sanctions.**  
Any violation to these rules may result in sanction.



1. **Respectez le sens de circulation voir schéma / Respect the circulation flow – see the diagram**
2. **La priorité revient aux équipements de manipulation de conteneurs / The containers handling equipment has the priority**
3. **Ne jamais reculer lors du positionnement pour recevoir le conteneur / Do never back up to access your container's location**
4. **Assurez-vous de placer vos placards de matières dangereuses avant d'entrer sur le terminal / Make sure your hazardous materials signs are in place before entering the terminal**
5. **Les « pins » doivent être débarrées avant l'entrée sur le terminal et barrées à la sortie du terminal, mais jamais dans les allées / Unlock your pins before entering the terminal and lock it at the exit gate. The locking and unlocking of the pins must be done outside of the circulation zones**
6. **La vérification de la condition de votre conteneur vide doit se faire une fois que vous êtes sortis du terminal / The inspection of the empty containers has to be done after you exited the terminal**
7. **Restez derrière le véhicule, mais toujours de façon à demeurer visible pour l'opérateur lors du chargement de votre camion / Stay positioned behind your vehicle, but always remain visible to the operator during the loading of your truck**
8. **Il est permis, une fois votre emplacement trouvé, de marcher près des piles pour identifier le conteneur à transporter et faire signe à l'opérateur. Il est cependant interdit de s'éloigner au-delà de votre camion. / It is permitted, once your location found, to walk by the piles and identify the very container and signal it to the operator. It is however prohibited to walk over the limit of your truck.**
9. **La politesse et le respect envers notre personnel ne sont pas négociables / Respect and courtesy are not negotiable**



## 6. TERMINAL TRAFFIC PLANS

Traffic plans can be found in the trucker's guide available from the Termont security service, on our website or in pdf from your transport company.

# Plan de circulation Terminal 68 - Maisonneuve

Traffic plan - Terminal 68 -  
Maisonneuve

➔ Sens de circulation / direction of traffic

- 1 Bureau administratif / administration office
- 2 Garage / garage
- 3 Entrée terminal / terminal entry
- 4 Sortie terminal / terminal exit
- 5 Poste de garde ou hors-norme / security control station or wide load
- 6 Chargement - déchargement hors-norme / loading - unloading wide load
- 7 Zone de service / service area
- 8 Passerelle de déneigement / snow removal bridge

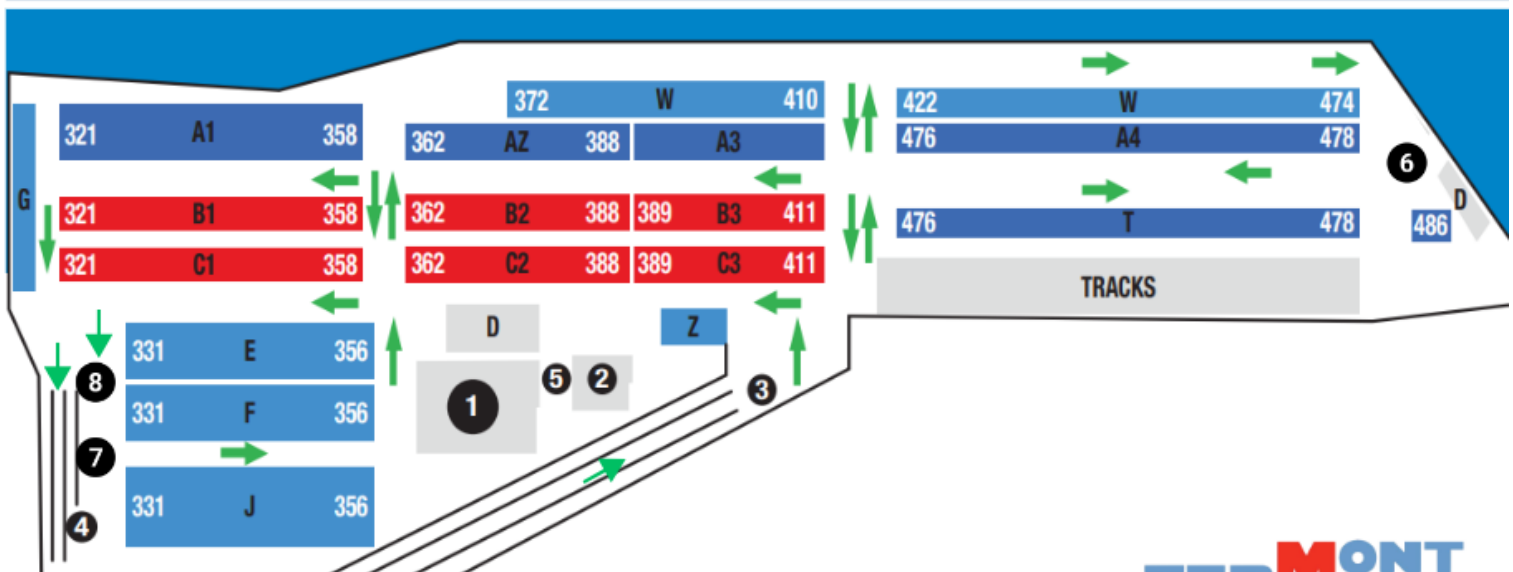


# Plan de circulation Terminal 52 - Viau

Traffic plan - Terminal 52 - Viau

- 1 Stationnement employés / employees parking
- 2 Garage / garage
- 3 Entrée terminal / terminal entry
- 4 Sortie terminal / terminal exit
- 5 Poste de garde ou hors-norme / security control station or wide load
- 6 Chargement - déchargement hors-norme / loading - unloading wide load
- 7 Zone de service / service area
- 8 Passerelle de déneigement / snow removal bridge

→ Sens de circulation / direction of traffic

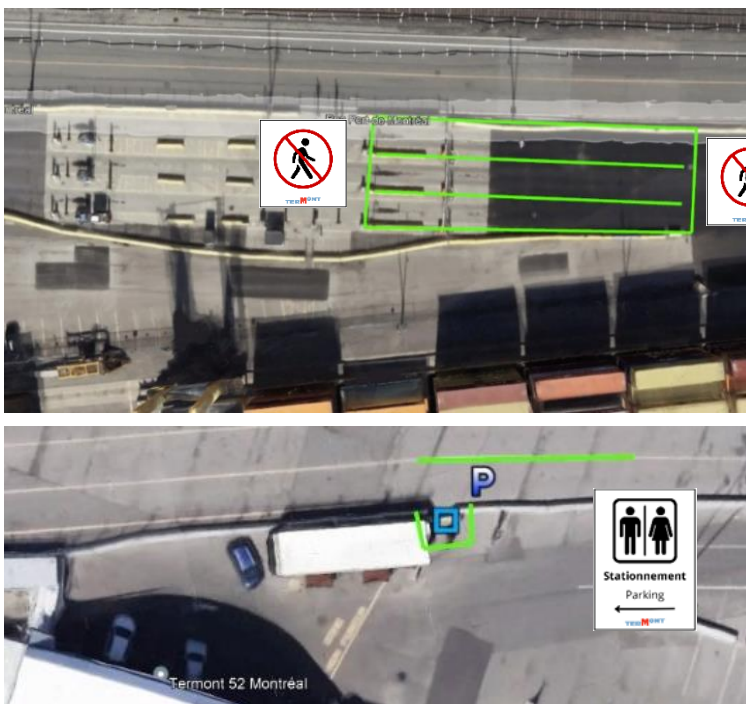




**7. PEDESTRIAN WALKPATHS STAGES 2 AND 3 (TRUCK GATES)**

The purpose of the green zones at stages 2 and 3 of the terminals is to isolate the trucker who must exit his truck (locking-unlocking of pins). Posters and physical barriers will be installed to better define these green zones. The trucker will strictly be tolerated outside his truck in these zones.


The same principle is applied at the entrance (stages 2) and at the exit (stages 3).



<p><b>Début de la zone de débarrage des "pins" / Gardez vos distances</b></p> <p>Beginning of the unlocking pin zone / Keep your distance</p> <p align="center"><b>10 pi / ft</b></p>	<p><b>Zone de débarrage des "pins" / Gardez vos distances</b></p> <p>Unlocking pin zone / Keep your distance</p> <p align="center"><b>10 pi / ft</b></p>
---	--

**EPI obligatoires**

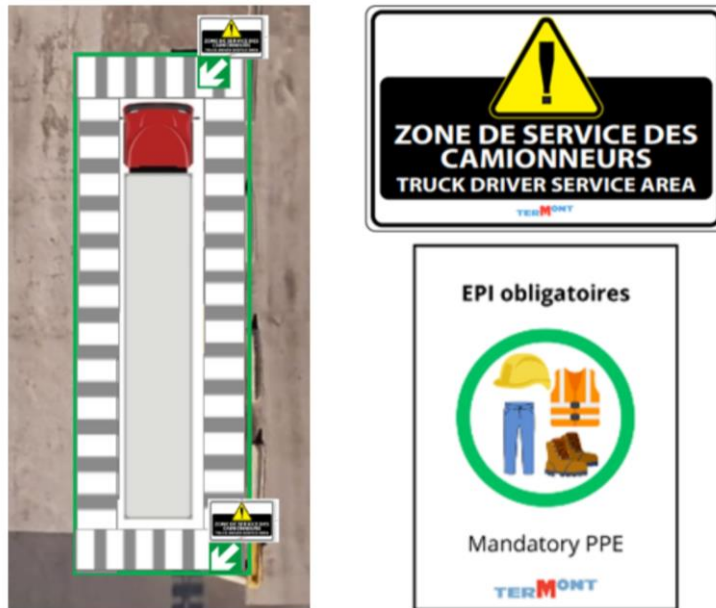
**Mandatory PPE**

	<b>Safety Rules Summary – Trucking – Termont Montreal Training Document 2024</b>		
	<b>SOPHSE- 055</b>	<b>Revision 001</b>	<b>Page 7 of 10</b>

**8. SERVICE AREAS (TERMINALS)**

The purpose of the green service zones is to isolate the trucker who must exit his truck (container inspection, container replacement, any problem, etc.). Posters, physical barriers and pedestrian crossings will be installed to better define these green zones. The trucker will be tolerated outside his truck strictly in these zones.

The service zone is present on both terminals, **near the exit booth.**



**9. SNOW REMOVAL BRIDGE**

To clear snow from the top of your container, use the snow removal walkway near the exit gate, on both terminals.

It is strictly forbidden to climb on the guardrails of the walkway or on the container. Snow removal must be done from the walkway.



**10. SANCTIONS ESCALATON PROCESS**

In the event of non-compliance with the safety rules, Termont reserves the right to expel from its terminals any person violating its rules.

Depending on the case (minor infraction, dangerous maneuver, refusal to cooperate, etc.), infractions are subject to sanctions ranging from a documented warning to permanent withdrawal of access rights to the terminals (EXCLUSION).

**APPENDIX**

**SUMMARY OF RULES POSTED AT TRUCKING GATES**

<p><b>Toujours garder vos distances</b></p> <p>40 pieds/ft 10 pieds/ft</p> <p>Always keep your distances</p>	<p><b>Restez dans votre camion jusqu'à la location de votre conteneur</b></p> <p>Stay in your truck until you're in your container's location</p>	<p><b>Vérifiez votre conteneur à la sortie du terminal</b></p> <p>Check your container at the exit</p>			
<p><b>Ne jamais reculer lors du positionnement</b></p> <p>Never back up to access your container's location</p>	<p><b>Ne pas barrer - débarrer vos pins sur le terminal</b></p> <p>Don't lock - unlock your pins on the terminal</p>	<p><b>Ne jamais vous positionner dans les lignes de RTG</b></p> <p>Never put yourself in the RTG lines</p>			
<p><b>Le scan de votre carte témoigne votre compréhension et votre adhérence à ces règlements.</b></p>					
	<p><i>The scan of your card is proof of your understanding and adherence to these rules.</i></p>				







**Safety Rules Summary – Trucking – Termont Montreal  
Training Document 2024**

**SOPHSE- 055**

**Revision 001**

**Page 10 of 10**