

		Safety Rules Summary – Trucking – Termont Montreal Training Document 2024	
		SOPHSE- 055	Revision 002
		Page 1 of 8	
Revision N°	Revision date	Description of changes	
001 002	August 2024 March 2025	<ul style="list-style-type: none"> • First Version • Removal of the trucker's guide (new procedure to avoid going into the stacks) 	

1. Objective

The purpose of this document is to oversee truckers visiting the Port of Montreal (POM) to properly control the health & safety of all stakeholders during their stay on Termont terminals.

2. ROLES AND RESPONSIBILITIES

2.1 Transport companies

As of October 18th, 2024, transportation companies deploying drivers to Termont terminals must have acknowledged in writing the safety rules set out in this document.

Transportation companies are responsible to communicate and train all truckers and new hires on Termont’s safety rules.

2.2 Truckers

Truckers must read this document and sign the acknowledgement document provided by their employer.

At the Termont terminals, truckers must read the summary of the rules and certify their understanding via their port access card upon arrival.

3. PPE (Personnal Protective Equipment)

At all times, upon exiting their truck, both in stage 2 and 3 and on terminal premises, truckers must wear the required PPE.

- High visibility clothing (level 2) (suspenders are class 1 and are prohibited);
- Steel-toed boots.
- Safety helmet; type 2 recommended.

PPE must be in good condition, visible and CSA certified.

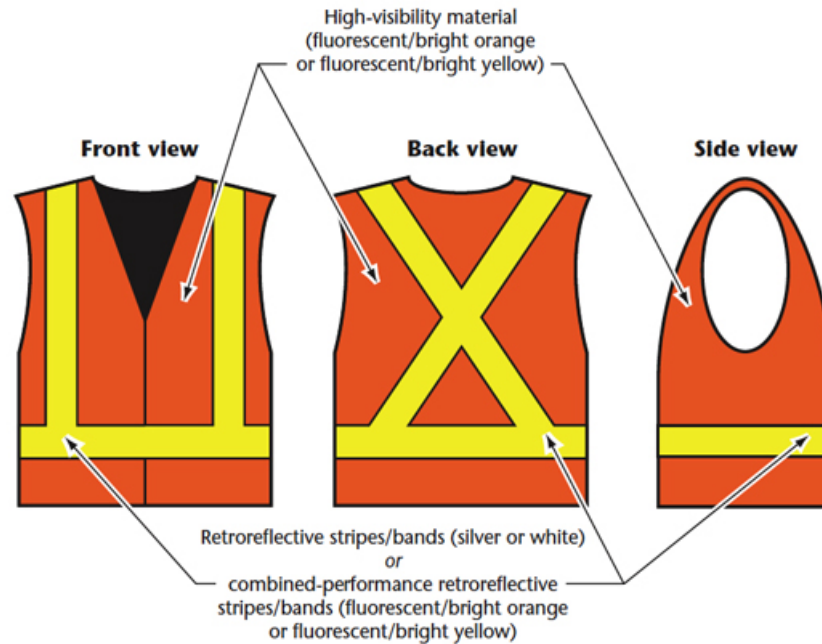
Note: Wearing long pants is mandatory.

Safety Rules Summary – Trucking – Termont Montreal Training Document 2024

SOPHSE- 055

Revision 002

Page 2 of 8



4. TRAFFIC RULES

Safe and careful driving is mandatory on the terminals, the Highway Safety Code always applies.

Respect the speed limit of 20km/hr;

Respect the established traffic directions; see below.

Respect intersections; it is forbidden to cross the container blocks and container stacking areas.

Stay attentive to the audible and visual warnings of the production equipment (white noises during RTG movements, backup alarms for all equipment, blue light and flag on whip for Front loaders / stackers, etc.).

Respect all traffic signs.

Respect the pedestrian walkways, a complete stop before proceeding is mandatory.

Favor the East and West extremities of the terminal to make a U-turn.

Always wear your seat belt.

Do not use a cell phone or use any distractions.

All container handling machinery on the terminals (Transtainers, Front loaders / stackers) have priority

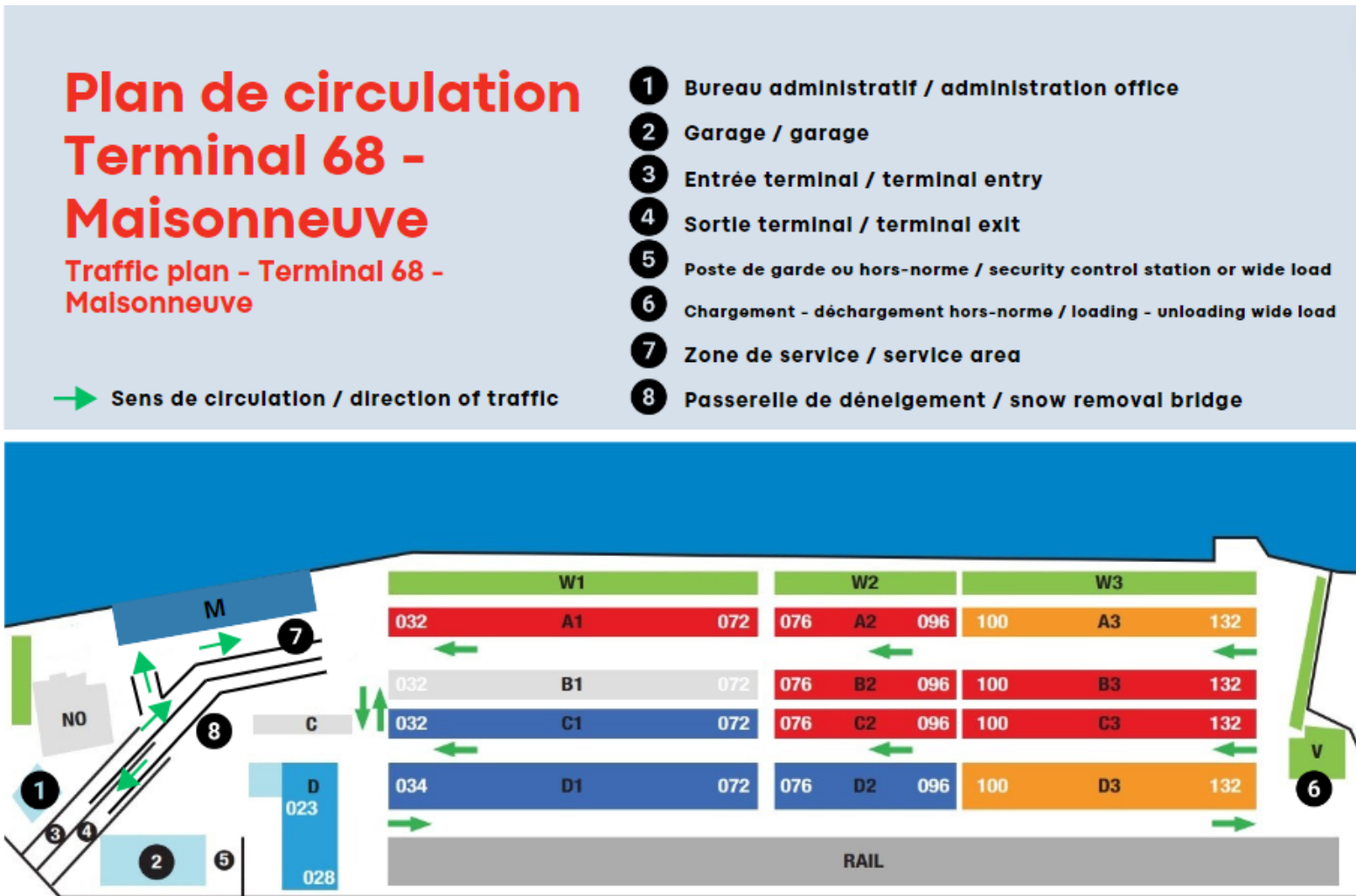
5. SAFETY RULES SPECIFIC TO TRUCK DRIVERS

Specific safety rules can be found on our website or in pdf from your transport company.

A summary of these rules can be found at the trucking booth kiosks (see appendix).

6. TERMINAL TRAFFIC PLANS

Traffic plans can be found in the trucker's guide available from the Termont security service, on our website or in pdf from your transport company.



Safety Rules Summary – Trucking – Termont Montreal Training Document 2024

SOPHSE- 055

Revision 002

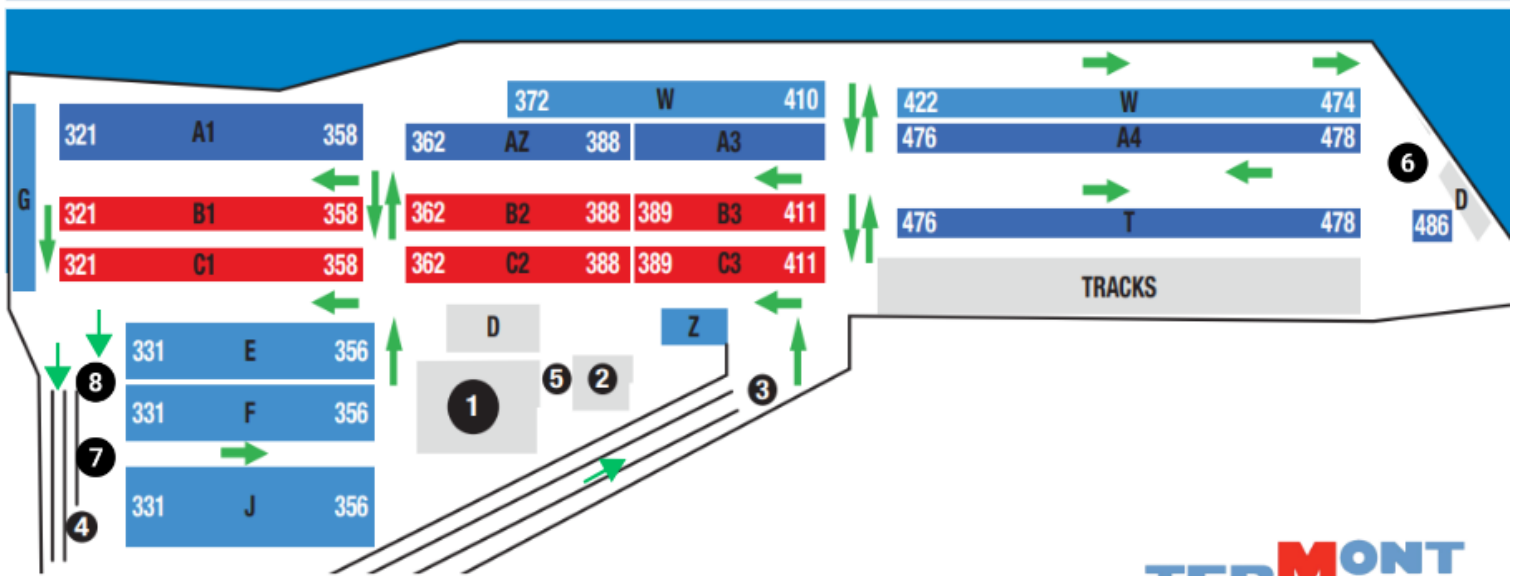
Page 4 of 8

Plan de circulation Terminal 52 - Viau

Traffic plan - Terminal 52 - Viau

- 1 Stationnement employés / employees parking
- 2 Garage / garage
- 3 Entrée terminal / terminal entry
- 4 Sortie terminal / terminal exit
- 5 Poste de garde ou hors-norme / security control station or wide load
- 6 Chargement - déchargement hors-norme / loading - unloading wide load
- 7 Zone de service / service area
- 8 Passerelle de déneigement / snow removal bridge

→ Sens de circulation / direction of traffic



DOCHSE - 082 - rev2 - Plans de circulation camionneurs terminaux (sept 2024)

TERMONT

Safety Rules Summary – Trucking – Termont Montreal Training Document 2024

SOPHSE- 055

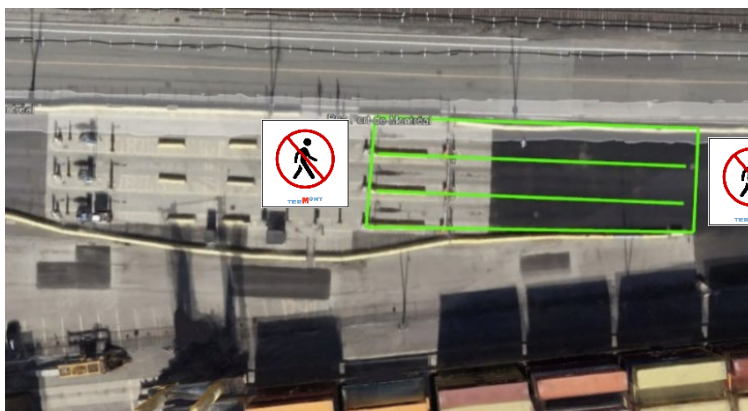
Revision 002


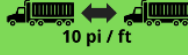
Page 5 of 8

7. PEDESTRIAN WALKPATHS STAGES 2 AND 3 (TRUCK GATES)

The purpose of the green zones at stages 2 and 3 of the terminals is to isolate the trucker who must exit his truck (locking-unlocking of pins). Posters and physical barriers will be installed to better define these green zones. The trucker will strictly be tolerated outside his truck in these zones.


The same principle is applied at the entrance (stages 2) and at the exit (stages 3).



Début de la zone de débarrage des "pins" / Gardez vos distances Beginning of the unlocking pin zone / Keep your distance  10 pi / ft	Zone de débarrage des "pins" / Gardez vos distances Unlocking pin zone / Keep your distance  10 pi / ft
--	---



EPI obligatoires



Mandatory PPE

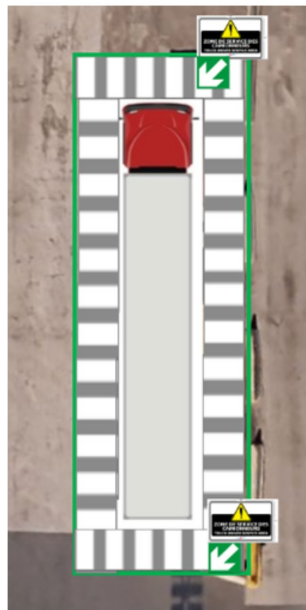
TERMONT

Safety Rules Summary – Trucking – Termont Montreal Training Document 2024		
SOPHSE- 055	Revision 002	Page 6 of 8

8. SERVICE AREAS (TERMINALS)

The purpose of the green service zones is to isolate the trucker who must exit his truck (container inspection, container replacement, any problem, etc.). Posters, physical barriers and pedestrian crossings will be installed to better define these green zones. The trucker will be tolerated outside his truck strictly in these zones.


The service zone is present on both terminals, **near the exit booth.**



9. SNOW REMOVAL BRIDGE

To clear snow from the top of your container, use the snow removal walkway near the exit gate, on both terminals.

It is strictly forbidden to climb on the guardrails of the walkway or on the container. Snow removal must be done from the walkway.



Safety Rules Summary – Trucking – Termont Montreal Training Document 2024

SOPHSE- 055

Revision 002

Page 7 of 8

10. SANCTIONS ESCALATON PROCESS

In the event of non-compliance with the safety rules, Termont reserves the right to expel from its terminals any person violating its rules.

Depending on the case (minor infraction, dangerous maneuver, refusal to cooperate, etc.), infractions are subject to sanctions ranging from a documented warning to permanent withdrawal of access rights to the terminals (EXCLUSION).

APPENDIX

SUMMARY OF RULES POSTED AT TRUCKING GATES



Toujours garder vos distances
40 pieds/ft 10 pieds/ft
Always keep your distances

Restez dans votre camion jusqu'à la location de votre conteneur
Stay in your truck until you're in your container's location

Vérifiez votre conteneur à la sortie du terminal
Check your container at the exit

Ne jamais reculer lors du positionnement
Never back up to access your container's location

Ne pas barrer - débarrer vos pins sur le terminal
Don't lock - unlock your pins on the terminal

Ne jamais vous positionner dans les lignes de RTG
Never put yourself in the RTG lines

Le scan de votre carte témoigne votre compréhension et votre adhérence à ces règlements.
The scan of your card is proof of your understanding and adherence to these rules.

